



Read Write Inc
Phonics
at
Ford Primary
School



LEARNING
ACADEMIES TRUST

Our School – Believe You Can, Together We Will!



Reading Changes Everything

Teach a child to read and keep that child reading and we will change everything.

And I mean everything.

Jeanette Winterson

Who is RWE for?



1. Bob saw a Black Big Malc go to a shop to buy some milk. He was in a hurry because his (black) boots were black.



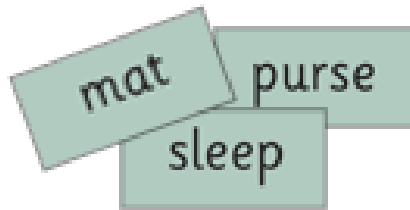
2. Big Malc went home back to the shop. "You're wrong!" says Big Malc. "All the milk boxes in shops are empty!" says Bob. "The milk was here in the shop!" "Why's that, Bob?" says Big Malc. "To show they don't get milk!" says Bob.



3. Bob then just asked Big Malc for all the milk with the empty eggs. (I bought them all for milk all I have in my hand. Empty eggs in your hands with milk in it. It's planning to sell them.)



RW1 Phonics Daily Lessons



Progress Groups

- Group children by phonic stages.
- Teach to the group's challenge level.
- Re-assess all children every half term.

One-to-one Tutoring – “keep up, not catch up!”



What is Phonics?

Phonemes: an individual sound.

c a t

Grapheme: a name for the letter we use to write the sound.

cat

English Alphabetic Code

- 44 sounds
- 26 letters
- Over 150+ graphemes (letter combinations)

One of the most complex alphabetic codes in the world!

Speed Sounds Set 1 and Set 2

Consonant sounds – stretchy

f	l	m	n	r	s	v	z	sh	th	ng	nk
---	---	---	---	---	---	---	---	----	----	----	----

Consonant sounds – bouncy

b	c	d	g	h	j	p	qu	t	w	x	y	ch
	k											

Vowel sounds – bouncy

a	e	i	o	u	ay	ee	igh	ow
---	---	---	---	---	----	----	-----	----

Vowel sounds – stretchy


Vowel sounds – stretchy

oo	oo	ar	or	air	ir	ou	oy
----	----	----	----	-----	----	----	----

Sound Pronunciation

Read Write Inc.
Phonics

How to say the sounds



<https://schools.ruthmiskin.com/training/view/ryb78RyG/oyzKzMuX>

Speed Sounds Set 3

Consonant sounds

f	l	m	n	r	s	v	z	sh	th	ng
ff	ll	mm	nn	rr	ss	ve	zz	ti		nk
ph	le	mb	kn	wr	se		s	ci		
					c		se			
					ce					

b	c	d	g	h	j	p	qu	t	w	x	y	ch
bb	k	dd	gg		g	pp		tt	wh			tch
	ck				ge							
	ch				dge							

Vowel sounds

a	e	i	o	u	ay	ee	igh	ow
	ea				ā-ē	ē-ē	ī-ē	ō-ē
					ai	y	ie	oa
						ea	i	o
						e	y	

oo	oo	ar	or	air	ir	ou	oy	ire	ear	ure
ū-ē			oor	are	ur	ow	oi			
ue			ore		er					
ew			aw							
			au							

Sounds + blending
= word reading



sat

Meet Fred



Teach Spelling Using Fred Fingers



Three Reads



Pin it on

Read the story, then pretend it's playing a game called Pin the tail on the donkey. They go round the room and each in turn the tail to the right place, not to the left place!

pin it on.



not on its leg

10



"Spinosaurus is a very dangerous dinosaur," she said.
"So it's obvious! We need to find an even more dangerous dinosaur to catch him!"
"But where can we find a dinosaur like that?" asked Stegosaurus, cautiously.
"We will make one!" came the reply.

So they got out their scissors, and their pencils, and their paper, and their card, and their paints, and their sticky tape - and they made... a Catchanofossaurus!
And the famous Spinosaurus was never seen again!

11

'Special Friends', 'Fred Talk'

1.6

ship

Black Hat Bob

Black Hat Bob
is on his ship.

This is his peg leg.



Red Words

I

said

This is Red Hat Rob.



"I will grab that cash box," he said.

Reading at Home Expectations



Ditty 1: pop

Speed Sounds - read the sounds (not the letter name)

a g t p n s d o i

Green Words - read these words by blending the sounds together

not got sip pop dad did dog


Red Words - read these words but tell your child the word if they get stuck


I the


I got pop
dad got a sip
the dog did not





RWI Set 1 Speed Sounds Sessions


m


a


s


d


t

Enjoy practising the Set 1 Sounds you have been working on in school by scanning the QR codes and joining in with the RWI Speed Sound sessions at home. (These codes will expire on the 18th December 2024).

Please also use the RWI flashcards that Miss. Rowe has sent home too!

m	a	s	d	t
l	n	f	r	
c	i	h	k	
j	v	w	x	
z	ch	qu	x	

What Can I do?


















- Use pure sounds rather than letter names.
- Use Fred Talk to help your child to read and spell words.
- Listen to your child read their Storybook every day.
- Watch the Virtual Classroom films together.
- Read stories to your child every day.

Free Videos for Parents

Read Write Inc. : Parent Films Parent Films

By accessing the resources you accept the [Terms Of Use](#)

Parent Films
17 resources

 What is Read Write Inc. Phonics?	 Understanding Phonics	 How to say the sounds	 The Phonics Screening Check	 Listening to your child read	 Why read to your child?
 10 things to think about when you read to your child	 Reading the stretchy sounds with your child	 Reading the bouncy sounds with your child	 The Frieze	 Sound-blending	 Sound Blending Books
 Reading the digraphs with your child	 Spelling	 Handwriting	 Handwriting Workbook	 Red Ditty Books	

Ruth Miskin Parents' Page:

<https://www.ruthmiskin.com/parents/>

Ruth Miskin Facebook:

<https://www.facebook.com/miskin.education>

Free e-books for home reading:

<http://www.oxfordowl.co.uk/Reading/>

Remember...

...You all have the power to change outcomes for your children.

Michael Morpurgo

Any questions?



[www.facebook/fordprimaryschool](http://www.facebook.com/fordprimaryschool)